



# RBFS Overview and Platform

Version 25.2.1.6, 12 January 2026

# Table of Contents

1. RBFS Overview .....	1
1.1. RBFS At-a-Glance .....	1
1.1.1. Modular and Resilient Architecture .....	1
1.1.2. Automation and Management Interfaces .....	1
1.1.3. Comprehensive Feature Set .....	2
1.1.4. Hardware Flexibility and Ecosystem .....	2
1.2. Why RBFS .....	3
1.3. Architecture and the Key Functional Components .....	4
1.3.1. Brick Data Store .....	4
1.3.2. Brick Microservices .....	5
1.4. Supported Topologies .....	7
1.5. Interfaces to Operate and Manage RBFS .....	7
1.6. Features and Components .....	8
1.6.1. Routing .....	8
1.6.2. Layer 2 Services .....	10
1.6.3. Multicast .....	10
1.6.4. Access and Subscriber Management .....	11
1.6.5. RBFS (Hierarchical) Quality of Service .....	13
1.6.6. RBFS Carrier-Grade Network Address Translation .....	13
1.6.7. Ethernet VPN - Virtual Private Wire Service .....	14
1.6.8. RBFS Redundancy .....	14
1.6.9. Zero Touch Provisioning .....	15
1.6.10. Scalability in RBFS .....	15
1.6.11. Security in RBFS .....	16
1.6.12. Logging and Observability in RBFS .....	17
1.6.13. RBFS Software Installation .....	18
2. Platform .....	19
2.1. Platform Overview .....	19
2.1.1. Supported Platforms .....	20
2.1.2. End-of-Life Policy .....	21
2.1.3. Guidelines and Limitations .....	21
2.1.4. Brick Daemon (BD) .....	21

2.1.5. Setting Up System Parameters .....	22
2.1.6. CPU Watchdog Timer Utility for Hardware Platforms .....	22
2.1.7. Displaying Platform Information .....	24
2.1.8. Displaying RBFS Version Information .....	24
2.1.9. Configuring Platform Profiles .....	26
2.2. Platform Hardware Information .....	29
2.2.1. RBFS Access Leaf and Multiservice Edge Images on UfiSpace S9600-102XC .....	29
2.2.2. RBFS Access Leaf and Multiservice Edge Images on UfiSpace S9600-72XC .....	30
2.2.3. RBFS Spine Image on UfiSpace S9600-32X .....	31
2.2.4. RBFS Access Leaf & Multiservice Edge Images on Edgecore AGR420 (AS7946-74XKSB) .....	32
2.2.5. RBFS Spine Image on Edgecore AGR400 (AS7946-30XB) .....	33
2.2.6. RBFS Multiservice Edge Image on UfiSpace S9510-28DC .....	34
2.2.7. RBFS Multiservice Edge Image on Edgecore CSR440 (AS7535-28XB) ..	35
2.2.8. RBFS L2 Wholesale (L2BSA) Image on UfiSpace S9500-22XST .....	36
2.2.9. RBFS L2 Wholesale (L2BSA) Image on Edgecore CSR320 (AS7316-26XB) .....	37
2.3. Firmware Versions .....	39
2.4. Feature Support Matrix .....	41
2.4.1. Overview .....	41
2.4.2. Access-Leaf Image .....	42
2.4.3. Multiservice Edge Image .....	47
2.4.4. Spine Image .....	54
2.4.5. L2 Wholesale (L2BSA) Image .....	59
2.5. Resource Limits/Feature Support .....	62
2.5.1. Access-Leaf Image .....	64
2.5.2. Multiservice Edge Image .....	65
2.5.3. Spine Image .....	66
2.5.4. L2 Wholesale (L2BSA) Image .....	67
2.5.5. Show CLI for Displaying ACL Table Information .....	68

---

# 1. RBFS Overview

## 1.1. RBFS At-a-Glance

RtBrick Full Stack (RBFS) is a carrier-grade network operating system developed specifically for disaggregated telco networks. It supports deployments ranging from small local carriers to Tier 1 to Tier 4 operators, meeting stringent scalability, reliability, and performance requirements. By disaggregating software from hardware, RBFS helps operators modernize their infrastructure without being locked into proprietary systems. It is deployed on bare-metal switches and transforms them into fully functional and programmable routing platforms. These platforms are capable of implementing a broad set of use cases across broadband access, edge, metro, CGNAT, and peering network segments.

RBFS can be operated in a variety of roles within the network. These include its use as a Broadband Network Gateway (BNG) for subscriber termination, as a peering router in the operator's core, or as a system supporting integrated Carrier-Grade NAT (CGNAT) functionality. This role flexibility makes it suitable for both centralized and distributed deployments in modern telecom architectures.

### 1.1.1. Modular and Resilient Architecture

RBFS has been built around a modular, microservice-oriented architecture. Each protocol or service runs independently as an isolated process, providing high fault isolation and resilience. This architecture simplifies lifecycle operations such as updates, restarts, and diagnostics. For example, individual components can be restarted without requiring a system-wide reboot or service interruption.

A key element of this design is the distributed datastore known as the Brick Datastore (BDS). This datastore ensures that configuration and operational state are consistently available to all modules. Deterministic behavior is achieved through this shared state, enabling reliable operation and support for advanced functions such as transactional configuration, rollback, and state persistence across restarts.

### 1.1.2. Automation and Management Interfaces

RBFS integrates with industry-standard management interfaces and protocols, including CLI, NETCONF, RESTCONF/YANG, gNMI, RESTful APIs, and telemetry

streaming. All configuration and operational data are modeled using YANG or OpenAPI, enabling full automation and lifecycle management through external systems. This allows seamless integration into orchestration platforms, provisioning systems, or in-house tooling, supporting both push and pull models.

Support is provided for both synchronous and asynchronous workflows, allowing operators to manage thousands of devices consistently at scale. Built-in support for Prometheus streaming further enhances observability and troubleshooting capabilities. RBFS provides fine-grained access controls and audit mechanisms to support secure operations in multi-team environments.

### **1.1.3. Comprehensive Feature Set**

RBFS supports a wide range of access and aggregation technologies. These include traditional technologies such as PPPoE and L2TPv2 (LAC), as well as IPoE over DHCPv4 and DHCPv6 for modern broadband deployments. The platform offers complete BNG functionality, including DHCP proxy and relay modes, dynamic subscriber session handling, and seamless IP address management.

Advanced features such as hierarchical quality of service (HQoS), multicast replication for IPTV, full CGNAT with high bandwidth scalability, and support for Lawful Interception are included in the base system. The system is also equipped to support dual-stack IPv4 and IPv6 services, ensuring readiness for evolving network requirements.

RBFS also includes mechanisms for stateful redundancy, both Active/Active and Active/Standby, and fast failover, enabling uninterrupted service delivery in large-scale environments. Combined with flexible traffic steering and policy enforcement, RBFS provides a robust foundation for broadband and edge services.

### **1.1.4. Hardware Flexibility and Ecosystem**

RBFS has been validated on a wide range of white-box platforms powered by merchant silicon, including devices from UfiSpace and Edgecore. The operating system runs on OCP-compliant switches, making it compatible with various hardware vendors.

This disaggregation of hardware and software enables operators to optimize both capital and operational expenditures. Devices can be selected based on specific performance, port density, and energy efficiency needs, while the RBFS software

stack provides a consistent set of features and interfaces across the network. This approach aligns with the industry's shift toward cloud-native, software-defined infrastructure.

RBFS delivers the flexibility, scalability, and feature richness required to support the transformation of traditional telecom networks into fully disaggregated, automated, and programmable infrastructures.

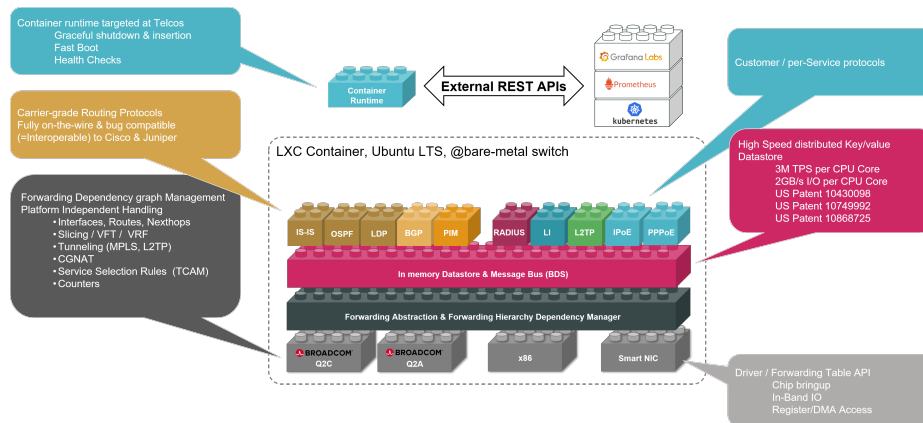


Figure 1. RBFS Overview

## 1.2. Why RBFS

RBFS has been designed to address the operational, economic, and architectural challenges of modern service provider networks. Its open and disaggregated design enables the rapid introduction of new features and services, while fostering a collaborative and competitive ecosystem of hardware, silicon, and software vendors.

By disaggregating software from hardware, RBFS gives operators the freedom to choose white-box switches based on technical or commercial criteria, avoiding vendor lock-in and reducing hardware dependency. This disaggregated approach significantly lowers both capital and operational expenditures. It supports cloud-native deployment models, making it particularly suitable for environments that require elasticity, programmability, and seamless integration into DevOps pipelines.

RBFS is built on a cloud-native microservices architecture, offering major advantages over traditional monolithic systems. Each application is isolated into its own process, which allows for independent scaling and fault isolation. This architecture provides greater agility and simplifies the deployment of software updates and new features without affecting overall system stability.

Operational efficiency is further enhanced by native support for automation and observability. This accelerates innovation and reduces operational overhead.

With its ability to meet the technical requirements for diverse networks, RBFS represents a future-proof platform that combines performance, openness, and automation in a single solution.

## 1.3. Architecture and the Key Functional Components

RBFS has been designed based on a microservices architecture to cater a rapidly growing broadband traffic. An RBFS container contains multiple microservices, known as daemons. These microservices are the building blocks of the RBFS ecosystem and they can communicate with each other through a centralized in-memory datastore called Brick Data Store (BDS).

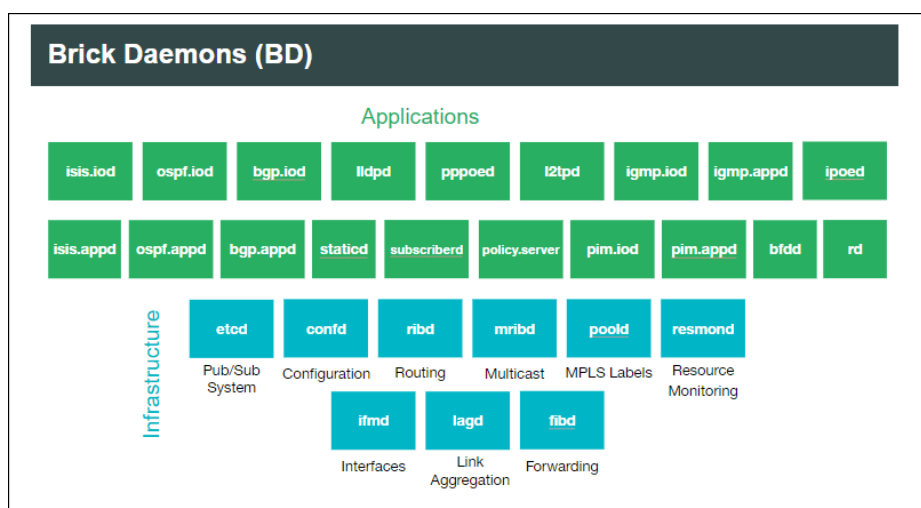


Figure 2. RBFS Microservices

### 1.3.1. Brick Data Store

RBFS has a schema-driven and in-memory database called BDS (Brick Data Store). As an in-memory data store, BDS relies mainly on the main memory for the storage of data which is contrary to the databases that store data on disks. BDS has architecturally been designed to enable very minimal response time by removing the time to access data stored in disks. BDS acts as a control plane and provides all required data and instructions to the daemons for their functioning.

## 1.3.2. Brick Microservices

RBFS's microservices architecture enables it to perform various complementary functions and deliver services.

For example, the subscriber microservice (`subscriberd`) manages the current subscriber state and is responsible for authentication, authorization, and accounting. The `ribd` microservice is responsible for route selection, next-hop resolution, tunnel selection and recursion.

There are microservices such as `CtrlD` (Controller) and `ApiGwD` (API Gateway) which are part of the RBFS ecosystem. These daemons sit in the middle (on the ONL) and manage all the communication between the client and backend services running in the container. The API Gateway (`ApiGwD`) microservice provides a single point access to expose services running inside of the RBFS container.

RBFS microservice and other dependencies are packaged as an Ubuntu LXC container. The RBFS container is hosted on the Open Network Linux (ONL), an open-source operating system, which can be run on white box switches.

RBFS can perform various roles such as Spine, Leaf, and Multiservice Edge which serve different use-cases. The software images of these various roles contain daemons that are required to serve these roles for their different functions. The RBFS Multiservice Edge software image contains all the RBFS daemons packaged in a container, other roles such as Spine and Leaf include only the daemons which are required to carry out their respective functions. For example, the Spine image includes (in addition to other daemons) the interior gateway protocol daemons such as `isis.appd`, `isis.iod`, `ospf.appd`, and `ospf.iod` which are not required in the Leaf image.

The daemons such as `alertmanager`, `confd`, `etcd`, `fibd`, `hostconfd`, `ifmd` and so on are present in the images of both the Spine and Leaf roles as these daemons are required in both of these roles.

### Containerization of Daemons

RBFS daemons and other dependencies are packaged as an Ubuntu LXC container. This containerization is a logical layer that helps to make the applications secure, flexible, and portable by providing isolation. This RBFS container is hosted on the Open Network Linux (ONL), an open-source Linux-based operating system, which

can be run on white box switches.

RBFS can perform various roles such as Spine, Leaf, and Multiservice Edge which have different functions to serve. The software images of these various roles contain daemons that are required to serve these roles for their different functions. Though, the RBFS Multiservice Edge software image contains all the RBFS daemons packaged in a container, other roles such as Spine and Leaf include only the daemons which are required to carry out their respective functions.

## Launching Microservices Dynamically

When the RBFS container starts up, it installs different sets of microservices depending on the image role and platform. This is done to minimize resource consumption. In RBFS, the microservices are divided into two categories: base microservices and on-demand microservices. RBFS containers will have all microservices installed according to the platform and image role, but not all will be enabled on bootup. Only the base microservices will be enabled and started on bootup. On-demand microservices will only be started when their respective configurations are configured and will stop once all dependent configurations are deleted.

For instance, when the user configures BGP with the CLI command `set instance <instance> protocol bgp`, the `rtbrick-bgp.appd.1` and `rtbrick-bgp.iod.1` services will start. And, once the BGP configuration is deleted, "`rtbrick-bgp.appd.1`" and "`rtbrick-bgp.iod.1`" will be stopped after 5 minutes (graceful shutdown time).

By default, the following base microservices will be running in the container.

- `rtbrick-confd`
- `rtbrick-etcd`
- `rtbrick-fibd`
- `rtbrick-hostconfd`
- `rtbrick-ifmd`
- `rtbrick-lldpd`
- `rtbrick-mribd`
- `rtbrick-opsd`
- `rtbrick-poord`

- rtbrick-resmond
- rtbrick-resmond-agent
- rtbrick-restconfd
- rtbrick-ribd
- rtbrick-staticd

When you make other RBFS configurations, the required on-demand microservices will be automatically enabled.

## 1.4. Supported Topologies

RBFS can be deployed in a spine-leaf architecture and can also be deployed standalone in a single switch which consolidates all the features in one switch.

A Multiservice Edge architecture offers all the functionalities of a spine-leaf BNG architecture on a single bare-metal switch.

A spine-leaf architecture is a two-tier network topology that consists of two switching layers — a spine and a leaf. In this topology, two layers of switches interconnect. The leaf layer consists of access switches that aggregate traffic and connect directly to the spine which is the core network.

The RBFS spine-leaf topology provides better scalability. This topology enables horizontal scaling by adding additional switches to add more capacity to handle increased traffic. This topology is also useful for higher bandwidth.

## 1.5. Interfaces to Operate and Manage RBFS

RBFS provides a CLI and a rich set of commands that you can use to operate, configure, monitor, and manage the system and its various components. Using the RBFS CLI, you can configure static IPv4, IPv6, MPLS, and multicast routes.

In addition to the CLI, RBFS also offers industry-standard tools and utilities such as RESTCONF/YANG.

RBFS supports REST-based industry-standard tools such as RESTCONF/YANG and Operational State API to enable communication with the software and underlying devices. RESTCONF is a programmatic interface that enables you to programmatically access RBFS devices and manage configurations.

The Operational State API microservice (opsd) provides the operation state of the system. It forms a stable contract between RBFS and network management systems and inspects the operational state of the device to diagnose and troubleshoot problems.

RBFS APIs allow to access and consume RBFS data simply and securely.

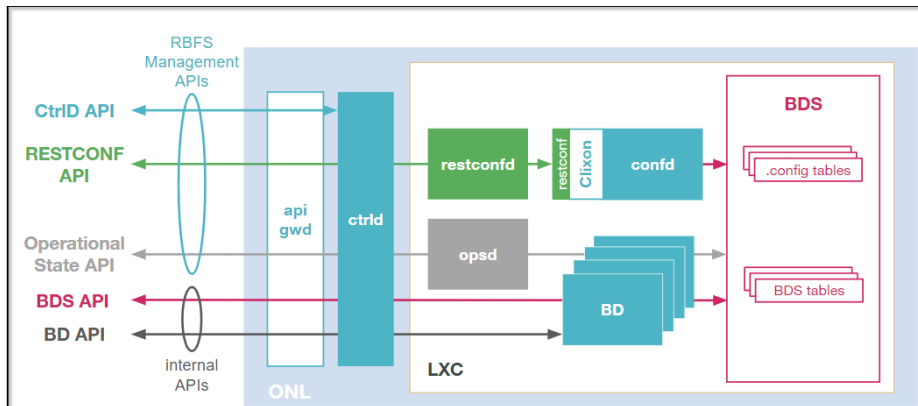


Figure 3. RBFS API Overview

## 1.6. Features and Components

### 1.6.1. Routing

RBFS, at its core, is a routing software that supports both IP routing and MPLS routing. In dynamic IP routing, RBFS supports all major routing protocols that include OSPFv2 and IS-IS (interior gateway protocols) and BGP (exterior gateway protocol).

RBFS also supports Protocol Independent Multicast (PIM), a multicast routing protocol that runs over existing unicast infrastructure. PIM-SSM uses a subset of PIM sparse mode and IGMP to permit a client to receive multicast traffic directly from the source.

### BGP

BGP is a standard exterior gateway protocol (EGP) supported by RtBrick. BGP is considered a “Path Vector” routing protocol and maintains a separate routing table based on the shortest Autonomous System (AS) path and various other route attributes.

## IS-IS

IS-IS, or Intermediate System to Intermediate System, is an open standard routing protocol. ISO published the standard as a way to route datagrams as part of their OSI stack. IETF later republished the standard, and added IP route support.

## OSPFv2/v3

OSPF (Open Shortest Path First) is an Interior Gateway Protocol that distributes routing information within a single Autonomous System (AS) in an IP network. OSPF is a link-state routing protocol that uses link-state information to form a routing table and exchange the routing information with the neighbors.

RtBrick FullStack (RBFS) supports OSPF version 2 (OSPFv2) and OSPF version 3 (OSPFv3), including authentication, LDP-IGP sync, and redistribution policy. RBFS does not support OSPFv3 Virtual Link.

## LDP

Label distribution protocol (LDP) is the most commonly used protocol in the MPLS network. It generates and distributes labels and thus helps in MPLS packet switching and forwarding. By using LDP, label-switching routers in an MPLS network can exchange label mapping information to create label-switched paths (LSPs) for switching data packets. RtBrick FullStack (RBFS) supports Dual-stack, which means LDP can exchange FEC-label bindings over either IPv4 or IPv6 networks.

## Static Routing

RBFS supports static routing that allows you to configure routes manually.

## Segment Routing

RBFS supports segment routing using the IS-IS and OSPF protocols. In segment routing, the source router decides the path (throughout the network) to the destination and encodes the path details in the packet header as an ordered list of instructions. The routers on the path do not take any forwarding decisions but just execute the forwarding instructions.

## 1.6.2. Layer 2 Services

### L2X

Layer 2 Cross-Connect (L2X) is a data plane feature that connects two physical ports (IFPs) using Layer 2 switching. L2X can switch the traffic between two IFPs to provide the trunk service for an Ethernet switch.

### EVPN-VPWS

Ethernet Virtual Private Network (EVPN) is a Layer 2 internetworking technology similar to BGP/MPLS IP VPN. EVPN uses extended BGP reachability information and advertisements between different Layer 2 networks at various sites in the control plane.

The EVPN Virtual Private Wire Service (VPWS) is a point-to-point (P2P) service that is built on the EVPN service architecture. EVPN-VPWS uses MPLS tunnels to traverse the backbone network. It offers a Layer 2 packet forwarding mode that connects access circuits (ACs) as per the specifications of RFC 8214.

### BGP-signaled L2VPN

The BGP-signaled L2VPN uses BGP for signaling and auto-discovery to establish multipoint Layer 2 VPN over the MPLS backbone network. The remote cross-connect is a point-to-point (P2P) service that connects two locations using the MPLS core network and MP-BGP. The remote cross-connect uses MPLS tunnels to traverse the backbone network. It offers a Layer 2 packet forwarding mode that connects access circuits (ACs). The RBFS implementation of BGP-signaled L2VPN is in accordance with RFC-6624 which supports L2VPN using BGP for auto-discovery and Signaling.

## 1.6.3. Multicast

### IGMP

Internet Group Management (IGMP) protocol allows a host to advertise its multicast group membership to neighboring switches and routers. IGMP is a standard protocol used by the TCP/IP protocol suite to achieve dynamic multicasting.

## PIM

PIM SSM builds shortest-path trees (SPTs) rooted at the source immediately because in SSM, the router closest to the interested receiver host is informed of the unicast IP address of the source for the multicast traffic. That is, PIM SSM bypasses the RP connection stage through shared distribution trees, as in PIM sparse mode, and goes directly to the source-based distribution tree.

## Multicast VPN

The Multicast VPN (MVPN) feature provides the ability to support multicast over a Layer 3 VPN. Multicast allows the efficient distribution of information between a single multicast source and multiple receivers. IP multicast is used to stream video, voice, and data to an MPLS VPN network core. The RBFS MVPN implementation is based on RFC 6513 “Multicast in MPLS/BGP IP VPNs” and RFC 6514 “BGP Encodings and Procedures for Multicast in MPLS/BGP IP VPNs”.

## Routing Policy

RBFS routing policies allow to control and modify the behavior of routing protocols such as IS-IS, OSPF, and BGP. RBFS has a generic routing policy framework that serves multiple purposes and applications. In RBFS, the routing policy implementation is performed by four major components: Policy Repository, Command Processing Module, Policy Server, and Policy Client.

### 1.6.4. Access and Subscriber Management

RtBrick’s modular and scalable subscriber management offers the next-generation access infrastructure (ng-access) that supports protocols such as PPPoE, IPoE, L2TPv2, DHCPv4 and DHCPv6 and RADIUS. It provides subscriber authentication, access, service creation, activation, and deactivation. It collects accounting statistics for the subscriber sessions. RBFS enables you to address the challenges such as interoperability with numerous client devices from various vendors which requires a well-implemented and industry-proven access protocol stack, including support for all relevant RFCs. RBFS subscriber management infrastructure provides the next generation of internet access protocols designed for carrier-grade services.

## Support for PPPoE, IPoE, and L2TPv2

RBFS supports subscriber session management protocols such as Point-to-Point Protocol over Ethernet (PPPoE), Layer Two Tunneling Protocol (L2TPv2), and IP over Ethernet (IPoE) to deliver network access services to broadband subscribers.

PPPoE establishes a PPP connection over the ethernet. In RBFS, the PPPoE microservice (`pppoed`) manages PPPoE and PPP sessions.

IP-over-Ethernet (IPoE) is an alternative to PPPoE to deliver network access services to broadband subscribers. IPoE does not require client dial-in software and is easy to use when accessing the network. In RBFS, the IPoE microservice (`ipoed`) manages IPoE services using DHCPv4 and DHCPv6.

The L2TPv2 microservice (`l2tpd`) is used for the L2TPv2 tunnel and session handling. L2TP is a Layer-3 tunneling protocol that initiates a tunnel between an L2TP access concentrator (LAC) and an L2TP network server (LNS). This enables Point-to-Point Protocol (PPP) link layer to be encapsulated and transferred across the internet.

## Accounting

RBFS accounting is the process of tracking subscriber activities and network usage in a subscriber session for auditing and billing. Accounting tracks information such as subscriber identity, the number of packets and bytes transferred from and to the network, start and stop times of the sessions and so on. The accounting keeps track of resources used by the subscriber during the sessions. This includes the session time called time accounting and the number of packets and bytes transmitted during the session called volume accounting. In RBFS, accounting can be performed based on classes or types of services such as video, VoIP, and data.

## Support for Lawful Interception

RBFS supports Lawful Interception (LI) to allow legal authorities to obtain communications network data for analysis or evidence. LI is a technique of intercepting certain user data streams tunneling the intercepted traffic to a mediation device with the data and only the users with appropriate credentials can access the intercepted data.

---

## HTTP Redirect Service

RBFS HTTP Redirect service allows network service providers to intercept and redirect HTTP request traffic from subscribers to a designated captive portal instead of the original destination. This powerful service has a multitude of use cases, ranging from subscriber re-authentication to enforcing acceptance of network usage policies. It allows network service providers to re-authenticate subscribers when necessary and ensure that users explicitly accept network usage policies before accessing services. By implementing the RBFS HTTP Redirect Service, network service providers can efficiently manage user access and enforce compliance with network regulations and policies, ultimately enhancing the overall security and user experience within their network environment.

### 1.6.5. RBFS (Hierarchical) Quality of Service

RBFS Quality of Service (QoS) is a method of prioritizing network traffic for mission-critical applications and high-priority network services such as voice and video. It provides control over a variety of traffic types and ensures that critical data traffic gets sufficient network resources such as bandwidth.

RBFS can perform priority forwarding of data packets throughout the network. For this preferential forwarding, it identifies and classifies the network traffic. So that the critical network packets get sufficient resources. RBFS QoS ensures the required level of service and provides cost benefits to network providers by enabling them to use network resources efficiently.

RBFS also supports Hierarchical Quality of Service (HQoS), a mechanism that allows you to specify Quality of Service (QoS) behavior for different traffic classes. QoS allows classifying services such as voice and video, but using HQoS, you can apply QoS policies to different users, VLANs, logical interfaces, and so on. RBFS employs HQoS by using the mechanisms such as classifier, queuing, scheduler, policer, shaper, and remarking. HQoS provides a higher degree of granularity in traffic management.

### 1.6.6. RBFS Carrier-Grade Network Address Translation

RBFS is multi-service edge routing software with which you can deliver both CGNAT and BNG functionalities on a single open switch to reduce costs and increase efficiency.

The RBFS CGNAT or NAT444 solution supports Network Address Port Translation (NAPT), which has the potential to conserve IPv4 addresses for service providers. NAPT is an effective method for allowing multiple devices to connect to the Internet using a single public IPv4 address.

The solution can address the IPv4 depletion challenge of service providers. Using the RBFS CGNAT, service providers can serve a large number of subscribers using a limited number of public IPv4 addresses.

RBFS CGNAT solution has some unique characteristics. Both BNG functionalities and CGNAT functionalities can coexist in a single RBFS device. RBFS CGNAT implements NAT in the chipset that allows for the delivery of CGNAT functionality in-line, fully integrated into the packet processing pipeline alongside other functions in the data plane itself, without requiring any additional chipset resources.

RBFS CGNAT supports deterministic NAT mode of address translation, which provides a consistent mapping of private IPv4 addresses with public IPv4 addresses and port ranges. This mode ensures a one-to-one mapping of private IPv4 addresses with public IPv4 addresses, allowing you to specify the private address and its matching public address and port range. The given private IPv4 address is always translated to the same public address.

### **1.6.7. Ethernet VPN - Virtual Private Wire Service**

RBFS Ethernet VPN - Virtual Private Wire Service (EVPN-VPWS) technology provides point-to-point Layer 2 services over an IP or MPLS network. It is based on the EVPN (Ethernet VPN) technology, which extends the BGP (Border Gateway Protocol) to handle MAC addresses and Ethernet segments in addition to IP prefixes.

EVPN-VPWS allows service providers to offer Layer 2 services with better scalability, flexibility, and ease of operation compared to traditional Layer 2 technologies like VPLS (Virtual Private LAN Service). It uses BGP as the control plane protocol to distribute MAC reachability information across the network, enabling efficient MAC learning and forwarding.

### **1.6.8. RBFS Redundancy**

RBFS supports deployment in redundancy mode that protects from link and node failures. Node and link outages that may occur on an RBFS access network can

bring down the subscriber services. RBFS Redundancy helps to minimize the impact of these events and to reduce interruptions and downtime by providing a resilient system.

RBFS Redundancy protects subscriber services from various software and hardware outages. It provides mechanisms to enhance network resiliency that enables subscriber workloads to remain functional by ensuring a reliable switchover in the event of a node or link outage. With RBFS Redundancy, if one node goes down, another node can automatically take over the services.

RBFS Redundancy protects subscriber groups using an active standby node cluster model. RBFS Redundancy architecture consists of an active-standby node cluster and one node is active that runs workloads at a time. The peer node, which is identical to the first node, mirrors the concurrent subscriber state data from the peer and takes over workloads in the event of a node or link failure.

### **1.6.9. Zero Touch Provisioning**

By leveraging the Zero Touch Provisioning (ZTP) feature, you can automate many of the RBFS deployment and setup tasks. ZTP allows you to set up and configure the platforms automatically by eliminating the repetitive manual tasks in a large-scale environment. This feature significantly reduces human touch points and errors prone by manual interventions and makes the deployment easier.

### **1.6.10. Scalability in RBFS**

RBFS allows horizontal scaling to enhance system capacity. You can add additional switches to the spine and leaf layers to enhance capacity to handle increased subscriber traffic.

RBFS offers subscriber management capacity in a scale-out architecture called the Point-of-Deployment (PoD), also known as a SEBA PoD (SDN-enabled PoD). A large-scale PoD consists of access leaf routers aggregated by a layer of spine routers in an auto-provisioned CLOS topology. The access leaf routers provide subscriber management functionality. For even greater scalability, a layer of border leaf routers can be added to the core of the network provider network to provide more connectivity.

The leaf routers can be scaled out horizontally to increase the number of subscribers supported on the PoD, providing a pay-as-you-grow model. PPPoE

subscribers can be terminated on the access leaf routers or tunneled to an LNS over L2TPv2. L2 Cross Connect (L2X) allows subscriber traffic to be tunneled out of the PoD at Layer 2, providing connectivity.

### **1.6.11. Security in RBFS**

In RBFS, security is integrated into the foundation of the network. RBFS implements several techniques and methods to safeguard the entire network infrastructure. RBFS has a comprehensive set of security capabilities that deploy multiple security controls to protect different areas of the system and network.

#### **Security features for RBFS Control Plane**

RBFS Control Plane security feature enables filtering and rate-limiting the traffic transmitted from the forwarding plane to the control plane. RBFS uses Access Control Lists (ACLs) and policers to secure the router's control plane.

All routing protocols, management protocols, and service protocols run in the control plane. The output of these protocols results in databases such as routing tables, MAC tables, ARP tables, and so on, which eventually get programmed in the forwarding plane.

ACLs are the building blocks of control-plane security. RBFS employs fundamental mechanisms - Protocol ACLs and Route Lookup - for redirecting control plane traffic to the CPU and policers for controlling CP traffic to the CPU.

All routing protocols (BGP, OSPF, and ISIS), Management Protocols (SSH, RESTCONF/YANG, and so on), Service Protocols (RADIUS, NTP, and TACACS+), and Access Protocols (PPPoE, DHCP, L2TP, and PPP) automatically create Access Control Lists (ACLs) required to punt the protocol traffic to the CPU Control Plane.

The RBFS Control Plane Security feature adds policers to all protocol ACLs. This feature creates a set of default policers and applies them to the protocol ACLs to secure the control plane from DDoS attacks.

#### **Security features for RBFS Management Plane**

RBFS provides the capability to restrict access to the management plane only to authenticated and authorized entities. The authentication identifies the entity and the authorization validates if the entity is allowed to execute the action.

RBFS supports the security protocol, TACACS (Terminal Access Controller Access Control System). RBFS provides a Pluggable Authentication Module (PAM) that enables it to work with TACACS for centralized authentication for users who try to access a router.

For management plane security, RBFS implements token-based authentication that provides access to the management plane through APIs only to the authenticated entities.

RBFS uses JSON web token, an open standard token, that defines a compact and self-contained way for securely transmitting information between parties as a JSON object. The ApiGwD microservice validates the access token against a JSON web key set (JKWS).

### 1.6.12. Logging and Observability in RBFS

RBFS logging is the process of writing log messages during the execution of an event. Logging provides reports about the events in the entire RBFS ecosystem at different functional areas. You can configure logging based on the different severity levels available. RBFS also allows you to send logs to third-party log management servers such as Graylog where you can view and analyze the real-time data. It provides you the ability to trace out the errors of the applications in real-time.

Operational state visibility is crucial for troubleshooting, testing, monitoring, and capacity management. To enable operational visibility, it is required to collect router metrics periodically. RBFS allows the ingestion of time-series data allows to send operational queries.

RBFS uses Prometheus, an open-source system monitoring and alerting tool, for monitoring and metric collection. Prometheus collects time-stamped data for events, network data, application performance, and so on. The tool allows analyzing metrics with the **PromQL** query language. Additionally, RBFS provides an optional alert management tool. You can use both of these tools together with its own services to integrate them into the RBFS ecosystem.

### Observability Using SNMP

RBFS SNMP (Simple Network Management Protocol) provides a network monitoring mechanism that collects state information from various network

devices and components. With SNMP, you can monitor interfaces, CPU usage, temperature of the device, bandwidth usage, and so on. For example, if an interface goes down on one of the devices, SNMP can quickly alert this. The RBFS SNMP implementation allows retrieving system state information using the Protocol Data Unit (PDU) from various network components.

SNMP allows performing various operations that include GET for retrieving data, SET for modifying data, TRAP for notifying an event and so on. These operations provide management access to the MIB hierarchy. RBFS supports the SNMP version 2c and SNMP version 3.

## Resource Monitoring

Monitoring the device and its various components is very crucial to analyze the health of devices. RBFS provides resource monitoring capabilities to keep track of various components of the devices. RBFS has a dedicated microservice called **resmond** to discover and monitor the device resources. With RBFS Resource Monitoring, you can continuously observe the health of the system resources such as CPU, Memory, Processes, Disks, Sensor, and Optics.

### 1.6.13. RBFS Software Installation

RBFS software is available at RtBrick Image Store (<https://releases.rtbrick.com/>) where you can download the latest version. For more information on RBFS software installation, see [RBFS Installation](#).

## 2. Platform

### 2.1. Platform Overview

RBFS allows customers to select their preferred hardware platforms. This document provides information about RBFS-supported hardware platforms and the features available on each platform. It also includes information on firmware versions, the feature support matrix, and resource limits. This guide helps you understand the various supported platforms and their capabilities and help you evaluate and choose the right platform for your needs.

The RBFS Software runs as an LXC container on the Linux host operating system (ONL), deployed on bare-metal switches. The switch can function independently as standalone unit leveraging all functionalities into a single platform or can be combined into a leaf-spine architecture for scalable deployments. The software supports Zero-Touch Provisioning (ZTP) installation and provides REST-based APIs for configurations and operations.

The guide is organized into the following sections:

- **Platform Overview:** A high-level summary of the platforms.
- **Platform Hardware Information:** Detailed specifications of the hardware, including CPU, ASIC, Form Factors, memory, storage, and network interfaces.
- **Firmware Versions:** Information on supported firmware versions and their compatibility with RBFS.
- **Feature Support Matrix:** Information about RBFS features supported on various platforms and for various roles.
- **Resource Limits/Feature Support:** Details on resource allocation, such as maximum routes and interfaces.

The following image shows a high-level overview of the platform architecture.

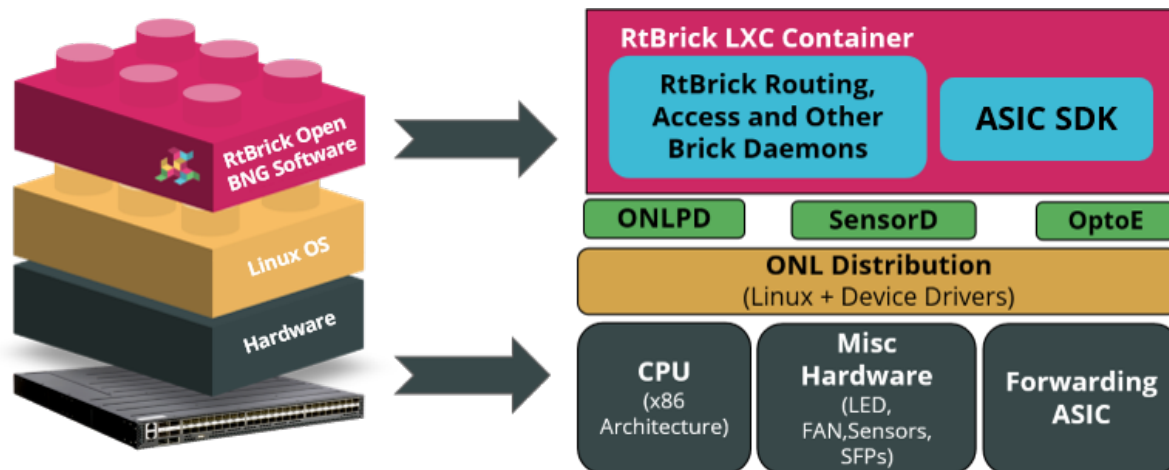


Figure 4. Platform Overview

Platform hardware consists of forwarding ASICs and an Open Network Linux (ONL) operating system. A RBFS container that resides on top of this software includes all necessary packages to deliver access and routing protocols.

### 2.1.1. Supported Platforms

RtBrick’s software has been validated on the following hardware platforms.

Hardware Platform	Role
Edgecore CSR320 (AS7316-26XB)	L2 Wholesale (L2BSA)
Edgecore CSR440 (AS7535-28XB)	Multiservice Edge
Edgecore AGR400 (AS7946-30XB)	Spine
Edgecore AGR420 (AS7946-74XKSB)	Access Leaf, Multiservice Edge
UfiSpace S9510-28DC	Multiservice Edge
UfiSpace S9500-22XST	L2 Wholesale (L2BSA)
UfiSpace S9600-32X	Spine
UfiSpace S9600-72XC	Access Leaf, Multiservice Edge
UfiSpace S9600-102XC	Access Leaf, Multiservice Edge

---

For a list of features and sub-features supported by each platform, see [Feature Support Matrix](#).

## 2.1.2. End-of-Life Policy

RtBrick periodically introduces software support for new hardware platforms and use cases. Likewise, support for older software is discontinued to ensure that RtBrick can provide appropriate attention to software critical to drive business functions. The [End-of-Life Policy page](#) details the platforms that are no longer supported or have limited support from RtBrick.

## 2.1.3. Guidelines and Limitations

### QAX-based Platforms

- An additional restriction applies to ports belonging to a port group on QAX-based platforms. For more information, see section [Guidelines and Limitations](#) of the *Interfaces User Guide*.
- MPLS forwarding is not supported on double-tagged interfaces. It is supported only on untagged and single-tagged interfaces.

## 2.1.4. Brick Daemon (BD)

RBFS runs multiple Brick Daemons (BD). Every application that runs within RBFS is fundamentally a brick daemon. For example, forwarding daemon (fibd), configuration daemon (confd), BGP (bgp.iod or bgp.appd), or interface management daemon (ifmd).

### Brick Daemon (BD) Restartability

If a brick daemon fails (for a limited number of times), RBFS will restart it automatically. If the automatic restart does not succeed, you can use the Ubuntu system control to start a daemon.

For more information about troubleshooting the Brick Daemons, see section "2.2. Brick Daemons" of the *RBFS NOC Troubleshooting Guide*.

## 2.1.5. Setting Up System Parameters

You can configure basic host system parameters such as 'element name' and 'pod name' using the `set system host` command.

### Syntax:

`set system host <attribute> <value>`

Attribute	Description
element-name <element-name>	Specify the name of the element (container). A pod can contain a group of elements.
pod name <pod-name>	Specifies the name of the Pod. Pod stands for point (zone) of deployment.
nameserver	Specify the IP address of the DNS server. It is allowed to configure a maximum of three servers.
role	Specify the role of the element. Roles include Spine, Access Leaf, Border Leaf, and so on.



The `hostname` is defined in the DHCP server. The maximum length of the `hostname` is restricted to 64 characters.

### Example: System Parameters Configuration

```
supervisor@rtbrick>LEAF01: op> show config system host
{
  "rtbrick-config:host": {
    "element-name": "ufi10.q2c.u9.r4.nbg.rtbrick.net",
    "pod-name": "nbg4"
  }
}
```

## 2.1.6. CPU Watchdog Timer Utility for Hardware Platforms

The CPU watchdog timer utility is located in BMC and helps to detect any CPU failure. It also enables the CPU to recover from faults. By default, Watchdog Timer functionality is enabled, and it does not require any configuration from users. However, you can configure it to change the default settings.

## Enable CPU Watchdog Timer in Hardware

Use the following command to enable watchdog timer on the hardware.

### Syntax:

**set system platform-management watchdog CPU** <attribute> <value>

Attribute	Description
action	<p>Specifies the possible timeout actions:</p> <ul style="list-style-type: none"> <li>• hard-reset: A reset will take place based on the configured settings.</li> <li>• no-action: No action will be taken.</li> <li>• power-cycle: The watchdog timer will power cycle the device.</li> <li>• shutdown: The device will shut down per the configured setting.</li> </ul> <p>Default value: power-cycle.</p>
interval	<p>Specifies the watchdog timer interval in seconds.</p> <p>Default value: 1800 seconds.</p>

### Example: Enable CPU Watchdog Timer

```
supervisor@rtbrick>LEAF01: op> show config system platform-management watchdog
{
  "rtbrick-config:watchdog": [
    {
      "type": "CPU",
      "action": "hard-reset",
      "interval": 3600
    }
  ]
}
```

You can use the **ipmitool** utility to view the status of the CPU watchdog timer.

Log into the ONL and enter the command as shown below to validate CPU watchdog timer functionality.

```
supervisor@onl>rtbrick:~ $ sudo ipmitool mc watchdog get
```

```

Watchdog Timer Use:    OS Load (0x43)
Watchdog Timer Is:    Started/Running
Watchdog Timer Actions: Power Cycle (0x03)
Pre-timeout interval: 0 seconds
Timer Expiration Flags: 0x00
Initial Countdown:    1800 sec
Present Countdown:    1795 sec

```

## 2.1.7. Displaying Platform Information

To display platform information, use the `show platform` command, as shown in the example below.

```

supervisor@rtbrick>LEAF01: op> show platform
x86_64-ufispace_s9600_72xc-r0
  Role           : multiservice-edge
  Platform       : q2c(BCM88820_A1)
  External Processor : OP2(X-0x1069a17f)
  Vendor         : Ufi Space
  Manufacturer   : Ufi Space
  Manufacture date : 06/28/2021 10:51:29
  MAC address    : e8:c5:7a:8f:78:0d
  Part number    : S9600-72XC-RB6B
  Serial number  : WJ91B67T00009B3
  Product name   : S9600-72XC
  Onie version   : 2020.02v01
  Label revision : N/A
  Diag version   : 0.1.4
  Country code   : CN

```



- Information about external processors is displayed only for Q2C platforms and non-spine image roles. "N/A" displayed otherwise.
- When using virtual platforms, the "show platform" CLI command does not provide any output.

## 2.1.8. Displaying RBFS Version Information

To display RBFS version information, use the `show version` command, as shown in the example below.

```

supervisor@rtbrick>LEAF01: op> show version
UUID           : 9368481c-4531-42ea-b7dd-ed1f44693e24
Version        : 25.1.0-g6daily.20250217161921+Bdevelopment.Ca42128c0
Role           : multiservice-edge
Platform       : q2c
Format         : lxd
Build date     : 2025-02-17 16:19:21 UTC

```

To display detailed version information for RBFS along with library versions, use the `show version detail` command, as shown in the example below.

```

supervisor@rtbrick>LEAF01: op> show version detail
UUID       : 9368481c-4531-42ea-b7dd-ed1f44693e24
Version    : 25.1.0-g6daily.20250217161921+Bdevelopment.Ca42128c0
Role       : multiservice-edge
Platform   : q2c
Format     : lxd
Build date : 2025-02-17 16:19:21 UTC
Component  Version                                     Timestamp
Branch
alertmanager
development    . . . .0-g6daily.20241218185800+Bdevelopment.Ce27337d1    2024-08-21 06:42:34
cligen
development    0.1.0-g6daily.20250123114818+Bdevelopment.C600e64ec    2025-01-23 08:47:43
clixon
development    4.3.1-g6daily.20250217153657+Bdevelopment.Ca2f6b7a0    2025-02-14 05:33:15
ems-service-event
development    0.2.0-g6daily.20241218185813+Bdevelopment.Cf91a7d20    2024-11-06 14:09:41
etcd
development    . . . .0-g6daily.20241218192158+Bdevelopment.C234591e7    2024-11-12 09:38:31
fwd-plugin-bcm-q2c-s96...
development    4.2.0-g6daily.20250217155339+Bdevelopment.C44d58fa2    2025-02-17 14:47:42
hostconfd
development    . . . .0-g6daily.20250217153014+Bdevelopment.C7238110b    2025-02-17 11:05:17
hostnetconfd
development    0.6.0-g6daily.20241219102010+Bdevelopment.Ce4b93935    2024-12-19 10:19:55
json-builder
development    0.1.0-g6daily.20241218190227+Bdevelopment.Cab48d5f3    2024-02-27 19:42:08
json-parser
development    1.1.0-g6daily.20241218185818+Bdevelopment.Cde3044f9    2024-02-27 19:42:09
libbgp
development    1.2.0-g6daily.20250217155306+Bdevelopment.Ce151c5f9    2025-02-14 04:43:33
libcjson
development    1.0.0-g6daily.20241218185809+Bdevelopment.Ca555247b    2024-02-27 19:42:00
libconfd
development    1.1.1-g6daily.20250217154029+Bdevelopment.C33c52583    2025-02-13 11:54:00
libdict
development    1.0.1-g6daily.20241218185819+Bdevelopment.C19540f37    2024-11-12 09:38:29
libgrep
development    1.1.0-g6daily.20241218185824+Bdevelopment.C1643b0eb    2024-11-06 14:32:37
libforwarding
development    4.2.0-g6daily.20250217154606+Bdevelopment.C44d58fa2    2025-02-17 14:47:42
libh2o
development    2.2.6-g6daily.20241218191420+Bdevelopment.Ca85b1f6b    2024-11-25 12:07:00
libigmp
development    1.1.0-g6daily.20250217154255+Bdevelopment.C0f2c2cf8    2024-11-12 09:38:29
libisis
development    1.2.0-g6daily.20250217155306+Bdevelopment.C70f6f560    2025-02-07 11:45:28
liblACP
development    0.2.0-g6daily.20250217160755+Bdevelopment.Cfabe7d2b    2025-02-11 09:57:09
libldp
development    0.3.0-g6daily.20250217154026+Bdevelopment.C2fe224c6    2025-02-07 11:45:31
liblldp
development    1.1.1-g6daily.20250217160755+Bdevelopment.C42c7cc74    2025-02-12 04:26:15
liblwip
development    1.2.0-g6daily.20250207114919+Bdevelopment.C43081b5d    2025-02-07 11:49:02
libnat
development    1.3.0-g6daily.20250217154255+Bdevelopment.C6e862a61    2025-02-14 11:23:02
libng-access
development    1.2.0-g6daily.20250217154257+Bdevelopment.C35d3c06b    2025-02-12 09:47:42
libospf
development    1.4.0-g6daily.20250217155311+Bdevelopment.C2a9abbfa    2025-02-11 09:00:56
libpim
development    1.2.0-g6daily.20250217155306+Bdevelopment.Cb3365ef7    2025-02-07 11:46:04
libpolicycog
development    1.3.0-g6daily.20250217153858+Bdevelopment.C510d7ed8    2025-02-07 11:46:01
libpoold
development    1.2.0-g6daily.20250217153655+Bdevelopment.Cd7615cc8    2025-02-07 11:45:58
libprotocolinfra
development    1.2.0-g6daily.20250217141154+Bdevelopment.C0c06016e    2025-02-17 14:11:20
librd
development    0.2.0-g6daily.20250210203745+Bdevelopment.C40f1d882    2024-11-06 15:40:27

```

```

development
libresmon                1.1.1-g6daily.20250217154029+Bdevelopment.C055060ea    2025-02-07 11:46:42
development
librtbshark              1.1.0-g6daily.20250217153701+Bdevelopment.Cf0bbd31f    2024-11-12 09:38:28
development
<...>
    
```

## 2.1.9. Configuring Platform Profiles

Network operators can determine ASIC scale profiles and features to meet their specific business requirements. Currently, the platform profile configuration is supported on the Multiservice Edge image on the Q2C and Q2A platforms. The profiles can be viewed using the "show platform-profile" command.

### Guidelines & Limitations

- The system only allows the configuration of the profiles and features it supports.
- This system allows to configure any one of the supported profiles.
- You can configure multiple features for one profile.
- You can make changes to the features, such as removing or modifying them.
- A system reboot is required for the changes to take effect.

### Platform Profile Support

Platform	Supported Profile	Supported Features	Default
Q2C Multiservice Edge	1q, 4q, nat_standalone, nat_1q, nat_4q	IPoE N:1, sFlow, and so on.	4q
Q2A Multiservice Edge	1q, 4q, nat_standalone, nat_1q, nat_4q	IPoE N:1, sFlow, access-multifield-classifier, and so on.	4q (ipoe-n-1)

To configure profile for a specific platform, use the command below.

#### Syntax:

**set system platform profile** <profile\_name[1-64]>

Attribute	Description
<profile-name>	Specifies the profile that you want to activate. Supported platform profiles include <b>1q</b> , <b>4q</b> , <b>nat_1q</b> , <b>nat_standalone</b> , and <b>nat_4q</b> . The new platform profile will be activated only after a system reboot
feature <feature>	Specifies the feature that enabled along with the profile.
ipoe mode	Choose the desired redundancy mode: <b>standby-forwarding</b> or <b>standby-non-forwarding</b> .

### Example: Configuring 1q platform profile

```
set system platform
set system platform profile 1q
```

```
supervisor@rtbrick.net: cfg> show config system platform
{
  "rtbrick-config:platform": {
    "profile": [
      {
        "profile_name": "1q"
      }
    ]
  }
}
```

### Example: Enabling the feature ipoe-n-1 for the profile nat\_1q

```
supervisor@switch: cfg> set system platform profile nat_1q feature ipoe-n-1
```

```
"rtbrick-config:system": {
  "platform": {
    "profile": [
      {
        "profile_name": "nat_1q"
      }
    ]
  }
}

"rtbrick-config:system": {
  "platform": {
    "profile": [
      {
        "profile_name": "nat_1q",
        "feature": [
```

```

        "ipoe-n-1"
      ]
    }
  ]
}

```

### Example: Enabling the redundancy mode for the profile nat\_1q

```

supervisor@switch: cfg>set system platform profile nat_1q ipoe-mode standby-non-
forwarding

```

```

platform": {
  "profile": [
    {
      "profile_name": "nat_1q",
      "feature": [
        "ipoe-n-1"
      ],
      "ipoe-mode": "standby-non-forwarding"
    }
  ]
}

```

To view the profiles configured for a platform after reboot, use the show platform-profile command as shown in the example below

### Example: Viewing Platform Profile on the Q2A Platform

```

supervisor@rtbrick>LEAF01: op>show platform-profile
Platform-profile: 4q
  Role: multiservice-edge
  MDB Profile: custom_q2a_scale_4q
  Counter Profile: multiservice_edge
  Features: -|ipoe-n-1|-|-

```

```

supervisor@rtbrick>LEAF01: op>show platform-profile
Platform-profile: nat_4q
  Address Translation Service: True
  Role: multiservice-edge
  MDB Profile: custom_q2a_scale_nat
  Counter Profile: multiservice_edge_nat_extend
  Features: -|ipoe-n-1|-|sflow

```

### Example: Viewing Platform Profile on the Q2C Platform

```

supervisor@rtbrick>LEAF01: op> show platform-profile
Platform-profile: nat_4q
  External Processor Variant: OP2_M

```

```

Address Translation Service: True
Role: multiservice-edge
MDB Profile: custom_rtb_multiservice_edge_nat
Counter Profile: multiservice_edge_nat_extend
Forwarding Routes on External Processor: False
Ingress Accounting is External: False
Egress Accounting is External: True

```

## 2.2. Platform Hardware Information

### 2.2.1. RBFS Access Leaf and Multiservice Edge Images on UfiSpace S9600-102XC

The RBFS Access Leaf is a software image that supports subscriber termination functionality on the Leaf Switch in a Spine Leaf deployment for BNG. The RBFS Multiservice Edge is a software image that supports full BNG functionality on a single image. Both these images are supported on the UfiSpace S9600-102XC platform.

#### Hardware Specification

*UfiSpace S9600-102XC Hardware Specification*

Model	UfiSpace S9600-102XC
Form-factor	2RU in height with physical dimensions of: Width 436mm (17.16"), Depth 609.6mm (24"), and Height 87.7mm (3.45")
Switching Capacity	2.4 Tbps NOTE: 200 Gbps bandwidth is reserved internally, and hence 2.2 Tbps is available for external use.
Switch ASIC	Broadcom Qumran-2C BCM88820
Co-Processor	BCM16K
CPU	Intel Skylake-D D-2145NT 8 core / 1.9GHz
Role	Access Leaf, Multiservice Edge
Storage (SSD)	128 GB
System Memory	16GB x2 DDR4 ECC RDIMM
Interfaces	<ul style="list-style-type: none"> <li>• 96x25G</li> <li>• 6x100G</li> </ul>

Max. Number of LAG Interfaces Supported Per LAG	102
Number of LAG Members Supported Per LAG	10

For more information, click the link below.

<https://www.ufispace.com/products/telco/aggregation/s9600-102xc-25g-100g-open-aggregation-router>

## 2.2.2. RBFS Access Leaf and Multiservice Edge Images on UfiSpace S9600-72XC

The RBFS Access Leaf is a software image that supports subscriber termination functionality on the Leaf Switch in a Spine Leaf deployment for BNG. The RBFS Multiservice Edge is a software image that supports full BNG functionality on a single image. Both these images are supported on the UfiSpace S9600-72XC platform.



RBFS is supported on this platform only with the Co-Processor 'Broadcom OP2 BCM16K' (Premium). Other variants of co-processor are not supported.

## Hardware Specification

### *UfiSpace S9600-72XC Hardware Specification*

Model	UfiSpace S9600-72XC
Form-factor	2RU, 436W x 87.7H x 609.6D mm (17.17"x3.45"x24")
Switching Capacity	2.4 Tbps. NOTE: 200 Gbps bandwidth is reserved internally, and hence 2.2 Tbps is available for external use.
Switch ASIC	Broadcom Qumran-2C BCM88820
Co-Processor	BCM16K
CPU	Intel Skylake-D D-2145NT 8 Cores @1.9GHz
Role	Access Leaf, Multiservice Edge
Storage (SSD)	128 GB

System Memory	2x 16GB DDR4 R-DIMM with ECC
Interfaces	<ul style="list-style-type: none"> <li>• 64 x 25GE SFP28 ports</li> <li>• 8 x 100GE QSFP28 ports</li> <li>• 2 x 10GE SFP+ management ports</li> <li>• 1 x RJ45 serial console port</li> </ul>
Max. Number of LAG Interfaces Supported Per LAG	72
Number of LAG Members Supported Per LAG	10

For more information, click the link below.

<https://ufispace.com/products/telco/aggregation/s9600-72xc-25g-100g-open-aggregation-router-tcam>

### 2.2.3. RBFS Spine Image on UfiSpace S9600-32X

The RBFS Spine is a software image that supports aggregation functionality across the access leaves in a Spine Leaf deployment for BNG. This image is supported on UfiSpace S9600-32X platform.

#### Hardware Specification

*UfiSpace S9600-32X Hardware Specification*

Model	UfiSpace S9600-32X
Form-factor	2RU, 436W x 87.8H x 762D mm (17.17"x3.46"x30")
Switching Capacity	2.4 Tbps
Switch ASIC	Broadcom Qumran-2C BCM88820
CPU	Intel Skylake-D D-2145NT 8 Core @1.9GHz
Role	Spine
System Memory	1x32GB DDR4 with ECC
Storage (SSD)	128GB

Interfaces	<ul style="list-style-type: none"> <li>• 31 x 40GE/100GE QSFP28 ports</li> <li>• 4 x 1GE/10GE/25GE SFP28 ports (break out from Port 0)</li> <li>• 1 x RJ45 serial console port</li> </ul>
Max. Number of LAG Interfaces Supported Per LAG	32
Number of LAG Members Supported Per LAG	10

For more information on the UfiSpace S9600-32X platform, click [here](#).

## 2.2.4. RBFS Access Leaf & Multiservice Edge Images on Edgework AGR420 (AS7946-74XKSB)

The RBFS Access Leaf is a software image that supports subscriber termination functionality on the Leaf Switch in a Spine Leaf deployment for BNG. This image is supported on the Edgework AGR420 (AS7946-74XKSB) platform.

### Hardware Specification

#### *Edgework AGR420 Hardware Specification*

Model	Edgework AGR420 (AS7946-74XKSB)
Form-factor	2RU, 19 Inch, Rack-Mountable
Switching Capacity	2.4 Tbps. NOTE: 200 Gbps bandwidth is reserved internally, and hence 2.2 Tbps is available for external use.
Switch ASIC	Broadcom Qumran-2C BCM88820
Co-Processor	BCM16K
CPU	Intel Broadwell (8-Core)
Role	Access Leaf, Multiservice Edge
System Memory	2 x 16 GB
Storage (SSD)	128 GB

Interfaces	<ul style="list-style-type: none"> <li>• 10 x 100G</li> <li>• 64 x 25G</li> </ul>
Max. Number of LAG Interfaces Supported Per LAG	24
Number of LAG Members Supported Per LAG	10

For more information, click the link below.

<https://www.edge-core.com/solution-inquiry.php?cls=5&id=129>

## 2.2.5. RBFS Spine Image on Edgecore AGR400 (AS7946-30XB)

The RBFS Spine is a software image that supports aggregation functionality across the access leaves in a Spine Leaf deployment for BNG. This image is supported on Edgecore AGR400 (AS7946-30XB) platform.

### Hardware Specification

*Edgecore AGR400 Hardware Specification*

Model	EdgeCore AGR400 (AS7946-30XB)
Form-factor	2RU, 19 Inch, Rack-Mountable
Switching Capacity	2.4 Tbps
Switch ASIC	Broadcom Qumran-2C BCM88823
Co-Processor	-
CPU	Intel Broadwell (8-Core)
Role	Spine
System Memory	SDRAM DDR4 SO-DIMM 32GB (16 GB x 2)
Storage (SSD)	128 GB
Interfaces	<ul style="list-style-type: none"> <li>• 26 x 100G</li> <li>• 4 x 25G</li> </ul>

Max. Number of LAG Interfaces Supported Per LAG	33
Number of LAG Members Supported Per LAG	10

For more information, click the link below.

<https://www.edge-core.com/solution-inquiry.php?cls=5&id=129>

## 2.2.6. RBFS Multiservice Edge Image on UfiSpace S9510-28DC

The RBFS Multiservice Edge is a software image that supports full BNG functionality on a single image. This image is supported on the UfiSpace S9510-28DC platform.



RBFS is supported only on the 'Premium' variant of this platform. It is not supported on the 'Standard' variant. For detailed specifications of these variants, refer to the [ODM's Datasheet](#).

### Hardware Specification

#### *UfiSpace S9510-28DC Hardware Specification*

Model	UfiSpace S9510-28DC
Form-factor	1RU
Switching Capacity	800 Gbps.
Switch ASIC	Broadcom Qumran-2A BCM88483
CPU	Premium: Intel Denverton-NS 8-Core @ 1.7GHz
Role	Multiservice Edge
System Memory	16GB DDR4
Storage (SSD)	Premium: 128GB
Interfaces	<ul style="list-style-type: none"> <li>• 2 x 400G</li> <li>• 2 x 100G</li> <li>• 24 x 25G</li> </ul>

Max. Number of LAG Interfaces Supported Per LAG	28
Number of LAG Members Supported Per LAG	10

For more details on the hardware specifications, refer to the [ODM's Datasheet](#).

## 2.2.7. RBFS Multiservice Edge Image on Edgecore CSR440 (AS7535-28XB)

The RBFS Multiservice Edge is a software image that supports full BNG functionality on a single image. This image is supported on the Edgecore CSR440 (AS7535-28XB) platform.

### Hardware Specification

*Edgecore CSR440 (AS7535-28XB) Hardware Specification*

Model	Edgecore CSR440 (AS7535-28XB)
Form-factor	1RU, 19 Inch, Rack-Mountable
Switching Capacity	800 Gbps.
Switch ASIC	Broadcom Qumran-2A BCM88483
Co-Processor	—
CPU	Intel Broadwell (8-Core)
Role	Multiservice Edge
System Memory	DDR4 SO-DIMM 2x 8GB SDRAM with ECC support
Storage (SSD)	128 GB
Interfaces	<ul style="list-style-type: none"> <li>• 24 x SFP28 (each supports 1/10 GbE or 25 GbE)</li> <li>• 2 x 100G QSFP28 (each supports 50/100 GbE)</li> <li>• 2 x 400G QSFP-DD (each supports 50/100/200/400 GbE)</li> </ul>
Max. Number of LAG Interfaces Supported Per LAG	28

Number of LAG Members Supported Per LAG	10
---	----

For more information, click the link below.

<https://www.edge-core.com/productsInfo.php?cls=291&cls2=342&cls3=343&id=1004>

## 2.2.8. RBFS L2 Wholesale (L2BSA) Image on UfiSpace S9500-22XST

The RBFS L2BSA is a software image that supports transparent forwarding on the A10-NSP interface received from U Interface and vice versa.

### Hardware Specification

#### *UfiSpace S9500-22XST Hardware Specification*

Model	UfiSpace S9500-22XST
Form-factor	1RU, 440w x 43.5h x 302d mm (17.32" x 1.713" x 11.89")
Switching Capacity	300 Gbps
Switch ASIC	Broadcom Qumran-AX BCM88470
Co-Processor	—
CPU	Intel Broadwell-DE D1519 4 Cores @1.5GHz
Role	L2 Wholesale (L2BSA)
System Memory	1x8GB DDR4 SO-DIMM with ECC
Storage (SSD)	32GB
Interfaces	<ul style="list-style-type: none"> <li>• 2 x 100GE QSFP28 port</li> <li>• 8 x 25GE SFP28 ports</li> <li>• 8 x 10GE SFP+ ports</li> <li>• 4 x 1GE RJ45 ports</li> </ul>
Max. Number of LAG Interfaces Supported Per LAG	22

Number of LAG Members Supported Per LAG	10
---	----

For more information, click the link below.

<https://www.ufispace.com/products/telco/access/s9500-22xst-rj45-disaggregated-cell-site-gateway>

## 2.2.9. RBFS L2 Wholesale (L2BSA) Image on Edgecore CSR320 (AS7316-26XB)

The RBFS L2BSA is a software image that supports transparent forwarding on the A10-NSP interface received from U Interface and vice versa.

### Hardware Specification

*Edgecore CSR320 (AS7316-26XB) Hardware Specification*

Model	Edgecore CSR320 (AS7316-26XB)
Form-factor	1RU, 19 Inch, Rack-Mountable
Switching Capacity	300 Gbps
Switch ASIC	Broadcom Qumran-AX BCM88470
Co-Processor	—
CPU	Intel Broadwell-DE D-1519 1.5G 4C
Role	L2 Wholesale (L2BSA)
System Memory	DDR4 SO-DIMM 2x 8GB SDRAM with ECC support
Storage (SSD)	128GB
Interfaces	<ul style="list-style-type: none"> <li>• 16 x SFP+ (each supporting 10 GbE or 1 GbE)</li> <li>• 8 x SFP28 (each supporting 10 GbE or 25 GbE)</li> <li>• 2 x 100G QSFP28 (each supporting 1 x 40/100 GbE or 4 x 10/25 GbE or 2 x 50 GbE)</li> </ul>
Max. Number of LAG Interfaces Supported Per LAG	24
Number of LAG Members Supported Per LAG	10

For more information, click the link below.

<https://www.edge-core.com/productsInfo.php?cls=291&cls2=342&cls3=343&id=603>

## 2.3. Firmware Versions

To check the firmware versions for a specific platform, connect to the device, access the CLI prompt, and run the `show firmware` command. Additionally, the `show platform` command can be used to display the hardware platform information, which includes the diagnostic firmware (DIAG) version.

The table below shows the firmware versions that are embedded in the hardware platforms supported by RBFS Release 25.2.1.6.

Platform	DIAG Version	Firmware Versions
S9600-102XC UfiSpace Q2C (BCM88820)	0.0.2	<pre>x86_64-ufispace_s9600_102xc-r0 CPU CPLD: 1.17.5 Mainboard CPLD1: 0.0.9 Mainboard CPLD2: 0.0.1 Mainboard CPLD3: 0.0.1 Mainboard CPLD4: 0.0.1 Mainboard CPLD5: 0.0.1 BIOS: SKLD_BIOS_R04.10 BMC: 2.39.0 HW ID: 2 DEPH ID: 0 SKU ID: 28 ID type: 0 Build ID: 0 MU Version: v2.1.0</pre>
S9600-72XC UfiSpace Q2C (BCM88820)	0.1.4	<pre>x86_64-ufispace_s9600_72xc-r0 CPU CPLD: 1.17.5 Mainboard CPLD1: 1.9.12 Mainboard CPLD2: 0.9.17 Mainboard CPLD3: 0.9.17 Mainboard CPLD4: 0.18.9 BIOS: SKLD_BIOS_R04.12 BMC: 3.5.0 HW ID: 3 DEPH ID: 0 SKU ID: 6 ID type: 0 Build ID: 4 MU Version: v3.3.0</pre>

Platform	DIAG Version	Firmware Versions
S9600-32X UfiSpace Q2C (BCM88820)	0.1.8	<pre>x86_64-ufispace_s9600_32x-r0 CPU CPLD: 1.17.5 Mainboard CPLD1: 0.21.6 Mainboard CPLD2: 0.11.4 Mainboard CPLD3: 0.10.4 BIOS: SKLD_BIOS_R04.12 BMC: 3.37.0 HW ID: 3 Build ID: 7 MU Version: v3.0.2</pre>
AGR420 AS7946-74XKSB EdgeCore Q2C (BCM88820)	02.0b.00.01_ OP2_ILKN_2 0220224	<pre>x86_64-accton_as7946_74xb-r0 CPU CPLD: 225 System CPLD: 23308 Fan CPLD: 513 BMC: 0.1.0</pre>
AGR400 AS7946-30XB EdgeCore Q2C (BCM88823)	02.0a.00.06	<pre>x86_64-accton_as7946_30xb-r0 CPU CPLD: 217 System CPLD: 23299 Fan CPLD: 513 BMC: 0.1.0</pre>
S9510-28DC UfiSpace Q2A (BCM88483)	DIAG_DNX_4 .0.37	<pre>x86_64-ufispace_s9510_28dc-r0 Mainboard CPLD: 0.5.3 BIOS: SIADLite_C3000_SERIES_R02.15 BMC: 5.1.0 HW Rev: 3 HW Build: 1 MU Version: v3.2.1</pre>
CSR440 AS7535-28XB EdgeCore Q2A (BCM88483)	02.02.00.07	<pre>x86_64-accton_as7535_28xb-r0 CPLD: 2 FPGA: 20997 Fan CPLD: 513 BMC: 0.3.0</pre>
S9500-22XST UfiSpace QAX (BCM88470)	DIAG_DNX_4 .0.21	<pre>x86_64-ufispace_s9500_22xst-r0 CPU CPLD: 21 Mainboard CPLD: 2 BIOS: T770994T01_R04.13 BMC: 4.7.0 HW Rev: 3 HW Build: 0 UCD: R0.2 MU Version: v3.0.0</pre>

Platform	DIAG Version	Firmware Versions
CSR320 EdgeCore QAX (BCM88470)	01.01.00.03	CPLD Versions: CPLD Version: 02 (0x02) CPLD_FAN Version: 02 (0x02) FPGA Version: 16.04 (0x10)(0x04)

## 2.4. Feature Support Matrix

### 2.4.1. Overview

RtBrick supports the following images (also known as roles).

- [Access-Leaf Image](#)
- [Multiservice Edge Image](#)
- [Spine Image](#)
- [L2 Wholesale \(L2BSA\) Image](#)

The following sections provide information about what RtBrick features are supported by respective images for each hardware platform.

## 2.4.2. Access-Leaf Image

The following table shows the RBFS feature support for access-leaf images.

*Access-Leaf Images Feature Support*

Component	Feature	UfiSpace S9600-72XC (Q2C)	UfiSpace S9600-102XC (Q2C)	EdgeCore AGR420 (AS7946-74XKSB) (Q2C)
<b>Routing Protocols</b>	BGP	Yes	Yes	Yes
	BGP FlowSpec	Yes	Yes	Yes
	BGP RPKI	Yes	Yes	Yes
	IS-IS	No	No	No
	LDP	No	No	No
	OSPFv2/v3	No	No	No
	Policy	Yes	Yes	Yes
	Segment Routing (MPLS)	Yes	Yes	Yes
<b>Layer 2 Services</b>	L2X (Local & Remote)	Yes	Yes	Yes
	EVPN-VPWS	Yes	Yes	Yes
	BGP-signaled L2VPN	Yes	Yes	Yes
	LDP-signaled L2VPN	Yes	Yes	Yes

<b>Component</b>	<b>Feature</b>	<b>UfiSpace S9600-72XC (Q2C)</b>	<b>UfiSpace S9600-102XC (Q2C)</b>	<b>EdgeCore AGR420 (AS7946-74XKSB) (Q2C)</b>
<b>Layer 3 Services</b>	L3VPN	Yes	Yes	Yes
<b>Forwarding</b>	HQoS	Yes	Yes	Yes
	Multifield (MF) Classifier	Yes	Yes	Yes
	OAM (IP Ping & Traceroute)	Yes	Yes	Yes
	OAM MPLS Ping	Yes	Yes	Yes
	Ethernet Connectivity Fault Management (CFM)	Yes	Yes	Yes
	LLDP	Yes	Yes	Yes
	Inband Management	Yes	Yes	Yes
	LAG (Static, LACP)	Yes	Yes	Yes
	Mirroring	Yes	Yes	Yes
	ECMP & Hierarchical FEC	Yes	Yes	Yes
<b>Multicast</b>	IGMPv2/v3	Yes	Yes	Yes
	PIM-SSM	Yes	Yes	Yes

<b>Component</b>	<b>Feature</b>	<b>UfiSpace S9600-72XC (Q2C)</b>	<b>UfiSpace S9600-102XC (Q2C)</b>	<b>EdgeCore AGR420 (AS7946-74XKSB) (Q2C)</b>
<b>Subscriber Management</b>				

	PPPoE Single-/double-tagged interfaces	Yes	Yes	Yes	SRBFS Overview and Platform
<b>Component</b>	IPoE Single-/double-tagged interfaces	Yes	Yes	Yes	<b>EdgeCore</b>
	<b>Feature</b> PPPoE Untagged Interfaces	<b>UtiSpace</b> <b>S9600-72XC</b> <b>(Q2C)</b>	<b>UtiSpace</b> <b>S9600-102XC</b> <b>(Q2C)</b>	<b>UtiSpace</b> <b>S9600-102XC</b> <b>(Q2C)</b>	<b>AGR420</b> <b>(AS7946-74XKSB)</b> Yes <b>(Q2C)</b>
	IPoE Untagged Interfaces	Yes	Yes	Yes	Yes
	IPoE Hot Standby Redundancy	No	No	No	No
	Subscriber Filters	Yes	Yes	Yes	Yes
	HTTP Redirect Service	Yes	Yes	Yes	Yes
<b>Infrastructure</b>	Logging	Yes	Yes	Yes	Yes
	NTP	Yes	Yes	Yes	Yes
	Clock Synchronization G.8275.1	Yes	Yes	Yes	No
	LED Control	Yes	Yes	Yes	Yes
	IPMI	Yes	Yes	Yes	Yes
	Watchdog Timer	Yes	Yes	Yes	Yes

<b>Component</b>	<b>Feature</b>	<b>UfiSpace S9600-72XC (Q2C)</b>	<b>UfiSpace S9600-102XC (Q2C)</b>	<b>EdgeCore AGR420 (AS7946-74XKSB) (Q2C)</b>
<b>Security</b>	Securing the Management Plane	Yes	Yes	Yes
	Securing the Control Plane	Yes	Yes	Yes
	Local User Management	Yes	Yes	Yes
	BGP FlowSpec	Yes	Yes	Yes
	BGP RPKI	Yes	Yes	Yes
	BGP TCP-AO / MD5	Yes	Yes	Yes
	BGP GTSM	Yes	Yes	Yes
	LDP TCP-AO / MD5	Yes	Yes	Yes
	sFlow	No	No	No
<b>Telemetry</b>	Resmon	Yes	Yes	Yes
	ASIC Resource Monitoring	Yes	Yes	Yes
	Prometheus TSDB	Yes	Yes	Yes
	SNMPv2c/SNMPv3	Yes	Yes	Yes

## 2.4.3. Multiservice Edge Image

The following table shows the RBFS feature support for Multiservice Edge images.

*Multiservice Edge Images Feature Support*

Component	Feature	UfiSpace S9600-72XC (Q2C)	UfiSpace S9600-102XC (Q2C)	Edgecore AGR420 (AS7946- 74XKSB) (Q2C)	UfiSpace S9510-28DC (Q2A)	Edgecore CSR440 (AS7535-28XB) (Q2A)
<b>Routing Protocols</b>	BGP	Yes	Yes	Yes	Yes	Yes
	BGP FlowSpec	Yes	Yes	Yes	Yes	Yes
	BGP RPKI	Yes	Yes	Yes	Yes	Yes
	IS-IS	Yes	Yes	Yes	Yes	Yes
	LDP	Yes	Yes	Yes	Yes	Yes
	OSPFv2/v3	Yes	Yes	Yes	Yes	Yes
	Policy	Yes	Yes	Yes	Yes	Yes
	Segment Routing (MPLS)	Yes	Yes	Yes	Yes	Yes

Component	Feature	UfiSpace S9600-72XC (Q2C)	UfiSpace S9600-102XC (Q2C)	Edgecore AGR420 (AS7946- 74XKSB) (Q2C)	UfiSpace S9510-28DC (Q2A)	Edgecore CSR440 (AS7535-28XB) (Q2A)
<b>Layer 2 Services</b>	L2X (Local & Remote)	Yes	Yes	Yes	Yes	Yes
	EVPN-VPWS	Yes	Yes	Yes	Yes	Yes
	BGP-signaled L2VPN	Yes	Yes	Yes	Yes	Yes
	LDP-signaled L2VPN	Yes	Yes	Yes	Yes	Yes

<b>Component</b>	<b>Feature</b>	<b>UfiSpace S9600-72XC (Q2C)</b>	<b>UfiSpace S9600-102XC (Q2C)</b>	<b>Edgecore AGR420 (AS7946- 74XKSB) (Q2C)</b>	<b>UfiSpace S9510-28DC (Q2A)</b>	<b>Edgecore CSR440 (AS7535-28XB) (Q2A)</b>
<b>Forwarding</b>						

	(CFM)					
RBFS Overview and Platform	MDP	Yes	Yes	Yes	Yes	Yes
<b>Component</b>	Inband Management	Yes	Yes	<b>Edgecore</b>	Yes	<b>Edgecore</b>
	LAG (Static, LACP)	<b>UfiSpace</b>	<b>UfiSpace</b>	<b>Edgecore</b>	<b>UfiSpace</b>	<b>Edgecore</b>
	<b>Feature</b>	<b>S9600-72XC (Q2C)</b>	<b>S9600-102XC (Q2C)</b>	<b>AS7946-74XKSB (Q2C)</b>	<b>S9510-28DC (Q2A)</b>	<b>AS7535-28XB (Q2A)</b>
	Mirroring	Yes	Yes	<b>(Q2C)</b>	Yes	Yes
	ECMP & Hierarchical FEC	Yes	Yes	Yes	Yes	Yes
<b>Multicast</b>	IGMPv2/v3	Yes	Yes	Yes	Yes	Yes
	PIM-SSM	Yes	Yes	Yes	Yes	Yes
<b>Subscriber Management</b>	PPPoE	Yes	Yes	Yes	Yes	Yes
	L3 Wholesale (L2TPv2 LAC)	Yes	Yes	Yes	Yes	Yes
	IPoE	Yes	Yes	Yes	Yes	Yes
	AAA (RADIUS)	Yes	Yes	Yes	Yes	Yes
	Dual Stack	Yes	Yes	Yes	Yes	Yes
	Multicast for IPTV	Yes	Yes	Yes	Yes	Yes
	L2BSA (L2 Wholesale)	Yes	Yes	Yes	No	No
	Lawful Intercept	Yes	Yes	Yes	Yes	Yes
Accounting	Yes	Yes	Yes	Yes	Yes	

<b>Component</b>	<b>Feature</b>	<b>UfiSpace S9600-72XC (Q2C)</b>	<b>UfiSpace S9600-102XC (Q2C)</b>	<b>Edgecore AGR420 (AS7946- 74XKSB) (Q2C)</b>	<b>UfiSpace S9510-28DC (Q2A)</b>	<b>Edgecore CSR440 (AS7535-28XB) (Q2A)</b>
<b>Subscriber Management (Cont'd)</b>	PPPoE Single- /double-tagged interfaces	Yes	Yes	Yes	Yes	Yes
	IPoE Single- /double-tagged interfaces	Yes	Yes	Yes	Yes	Yes
	PPPoE Untagged Interfaces	Yes	Yes	Yes	No	No
	IPoE Untagged Interfaces	Yes	Yes	Yes	No	No
	IPoE Hot Active- Active Redundancy	Yes	Yes	Yes	No	No
	IPoE Hot Active- Standby Redundancy	Yes	Yes	Yes	Yes	Yes

<b>Component</b>	<b>Feature</b>	<b>UfiSpace S9600-72XC (Q2C)</b>	<b>UfiSpace S9600-102XC (Q2C)</b>	<b>Edgecore AGR420 (AS7946-74XKSB) (Q2C)</b>	<b>UfiSpace S9510-28DC (Q2A)</b>	<b>Edgecore CSR440 (AS7535-28XB) (Q2A)</b>
<b>Subscriber Management (Cont'd)</b>	Subscriber Filters	Yes	Yes	Yes	Yes	Yes
	HTTP Redirect Service	Yes	Yes	Yes	Yes	Yes
	Carrier-Grade NAT	Yes	Yes	Yes	Yes	Yes
	Carrier-Grade NAT Appliance	Yes	Yes	No	Yes	Yes
<b>Infrastructure</b>	Logging	Yes	Yes	Yes	Yes	Yes
	NTP	Yes	Yes	Yes	Yes	Yes
	Clock Synchronization G.8275.1	No	No	No	No	No
	LED Control	Yes	Yes	Yes	Yes	Yes
	IPMI	Yes	Yes	Yes	Yes	No
	Watchdog Timer	Yes	Yes	Yes	Yes	Yes

<b>Component</b>	<b>Feature</b>	<b>UfiSpace S9600-72XC (Q2C)</b>	<b>UfiSpace S9600-102XC (Q2C)</b>	<b>Edgecore AGR420 (AS7946- 74XKSB) (Q2C)</b>	<b>UfiSpace S9510-28DC (Q2A)</b>	<b>Edgecore CSR440 (AS7535-28XB) (Q2A)</b>
<b>Security</b>	Securing the Management Plane	Yes	Yes	Yes	Yes	Yes
	Securing the Control Plane	Yes	Yes	Yes	Yes	Yes
	Local User Management	Yes	Yes	Yes	Yes	Yes
	BGP FlowSpec	Yes	Yes	Yes	Yes	Yes
	BGP TCP-AO / MD5	Yes	Yes	Yes	Yes	Yes
	BGP RPKI	Yes	Yes	Yes	Yes	Yes
	BGP GTSM	Yes	Yes	Yes	Yes	Yes
	LDP TCP-AO / MD5	Yes	Yes	Yes	Yes	Yes
	sFlow	Yes	Yes	Yes	Yes	Yes

<b>Component</b>	<b>Feature</b>	<b>UfiSpace S9600-72XC (Q2C)</b>	<b>UfiSpace S9600-102XC (Q2C)</b>	<b>Edgecore AGR420 (AS7946- 74XKSB) (Q2C)</b>	<b>UfiSpace S9510-28DC (Q2A)</b>	<b>Edgecore CSR440 (AS7535-28XB) (Q2A)</b>
<b>Telemetry</b>	Resmon	Yes	Yes	Yes	Yes	Yes
	ASIC Resource Monitoring	Yes	Yes	Yes	Yes	Yes
	Prometheus TSDB	Yes	Yes	Yes	Yes	Yes
	SNMPv2c/SNMPv 3	Yes	Yes	Yes	Yes	Yes

## 2.4.4. Spine Image

The following table shows the RBFS feature support for spine images.

*Spine Images Feature Support*

<b>Component</b>	<b>Feature</b>	<b>UfiSpace S9600-32X (Q2C)</b>	<b>EdgeCore AGR400 (AS7946-30XB) (Q2C)</b>
<b>Routing Protocols</b>	BGP	Yes	Yes
	BGP FlowSpec	Yes	Yes
	BGP RPKI	Yes	Yes
	IS-IS	Yes	Yes
	LDP	Yes	Yes
	OSPFv2	Yes	Yes
	Policy	Yes	Yes
	Segment Routing (MPLS)	Yes	Yes
<b>Layer 2 Services</b>	L2X (Local & Remote)	Yes	Yes
	EVPN-VPWS	Yes	Yes
	BGP-signaled L2VPN	Yes	Yes
	LDP-signaled L2VPN	Yes	Yes

<b>Component</b>	<b>Feature</b>	<b>UfiSpace S9600-32X (Q2C)</b>	<b>EdgeCore AGR400 (AS7946-30XB) (Q2C)</b>
<b>Forwarding</b>	HQoS	Yes	Yes
	Multifield (MF) Classifier	Yes	Yes
	OAM (IP Ping & Traceroute)	Yes	Yes
	OAM MPLS Ping	Yes	Yes
	Ethernet Connectivity Fault Management (CFM)	Yes	Yes
	LLDP	Yes	Yes
	Inband Management	Yes	Yes
	LAG (Static, LACP)	Yes	Yes
	Mirroring	Yes	Yes
	Breakout Interfaces	Yes	No
	ECMP & Hierarchical FEC	Yes	Yes
<b>Multicast</b>	IGMPv2/v3	No	No
	PIM-SSM	Yes	Yes

<b>Component</b>	<b>Feature</b>	<b>UfiSpace S9600-32X (Q2C)</b>	<b>EdgeCore AGR400 (AS7946-30XB) (Q2C)</b>
<b>Infrastructure</b>	Logging	Yes	Yes
	NTP	Yes	Yes
	Clock Synchronization G.8275.1	No	No
	LED Control	Yes	Yes
	IPMI	Yes	No
	Watchdog Timer	Yes	Yes

<b>Component</b>	<b>Feature</b>	<b>UfiSpace S9600-32X (Q2C)</b>	<b>EdgeCore AGR400 (AS7946-30XB) (Q2C)</b>
<b>Security</b>	Securing the Management Plane	Yes	Yes
	Securing the Control Plane	Yes	Yes
	Local User Management	Yes	Yes
	BGP FlowSpec	Yes	Yes
	BGP RPKI	Yes	Yes
	BGP TCP-AO / MD5	Yes	Yes
	BGP GTSM	Yes	Yes
	LDP TCP-AO / MD5	Yes	Yes
	sFlow	Yes	Yes
<b>Telemetry</b>	Resmon	Yes	Yes
	ASIC Resource Monitoring	Yes	Yes
	Prometheus TSDB	Yes	Yes
	SNMPv2c/SNMPv3	Yes	Yes

## 2.4.5. L2 Wholesale (L2BSA) Image

The features listed below are tested using the switch with the L2BSA image as a L2SBA wholesale appliance.

The following table shows the RBFS feature support for L2 Wholesale (L2BSA) images.

*L2 Wholesale (L2BSA) Images Feature Support*

<b>Component</b>	<b>Feature</b>	<b>UfiSpace S9500-22XST (QAX)</b>	<b>Edgecore CSR320 AS7316-26XB (QAX)</b>
<b>Routing Protocols</b>	BGP	Yes	Yes
	BGP FlowSpec	No	No
	BGP RPKI	No	No
	IS-IS	Yes	Yes
	LDP	No	No
	OSPFv2	No	No
	Policy	Yes	Yes
	Segment Routing (MPLS)	Yes	Yes

<b>Component</b>	<b>Feature</b>	<b>UfiSpace S9500-22XST (QAX)</b>	<b>Edgecore CSR320 AS7316-26XB (QAX)</b>
<b>Layer 2 Services</b>	L2X (Local & Remote)	Yes	Yes
	EVPN-VPWS	Yes	Yes
	BGP-signaled L2VPN	Yes	Yes
	LDP-signaled L2VPN	Yes	Yes
<b>Forwarding</b>	HQoS	Yes	Yes
	Multifield (MF) Classifier	No	No
	OAM (IP Ping & Traceroute)	Yes	Yes
	OAM MPLS Ping	Yes	Yes
	Ethernet Connectivity Fault Management (CFM)	No	No
	LLDP	Yes	Yes
	Inband Management	Yes	Yes
	LAG (Static, LACP)	Yes	Yes
	Mirroring	Yes	Yes
	ECMP & Hierarchical FEC	No	No

<b>Component</b>	<b>Feature</b>	<b>UfiSpace S9500-22XST (QAX)</b>	<b>Edgecore CSR320 AS7316-26XB (QAX)</b>
<b>Infrastructure</b>	Logging	Yes	Yes
	NTP	Yes	Yes
	Clock Synchronization G.8275.1	No	No
	LED Control	Yes	Yes
	IPMI	Yes	Yes
	Watchdog Timer	Yes	Yes
<b>Security</b>	Securing the Management Plane	Yes	Yes
	Securing the Control Plane	Yes	Yes
	Local User Management	Yes	Yes
	BGP FlowSpec	No	No
	BGP TCP-AO / MD5	No	No
	BGP GTSM	No	No
	LDP TCP-AO / MD5	No	No
	sFlow	No	No

<b>Component</b>	<b>Feature</b>	<b>UfiSpace S9500-22XST (QAX)</b>	<b>Edgecore CSR320 AS7316-26XB (QAX)</b>
<b>Telemetry</b>	Resmon	Yes	Yes
	ASIC Resource Monitoring	No	No
	Prometheus TSDB	Yes	Yes
	SNMPv2c/SNMPv3	Yes	Yes

## 2.5. Resource Limits/Feature Support

Limiting the resource usage or consumption (wherever applicable) helps to improve the system stability and also restricts over utilization of system capacity. In RBFS, the usage limits for the following resources are pre-defined:

- IPv4 Route Count
- IPv6 Route Count
- NAT44 Rule Count
- MTU Profile
- L3 MTU-Profile
- Subscriber MTU Profile
- Physical MTU Profile

In addition, you can track the resource usage of the following features.

- 6PE label
- High Precision QoS

You can specify resource limits on the following images (also known as roles).

- Access-Leaf Image
- Multiservice Edge Image
- Spine Image
- L2 Wholesale (L2BSA) Image

## 2.5.1. Access-Leaf Image

The following table provides the limits defined for the resources for the access-leaf images that RBFS supports.

*Access-Leaf Images - Feature/Resource Usage*

Component	Feature/Resource	UfiSpace S9600-102XC (Q2C)	UfiSpace S9600-72XC (Q2C)	EdgeCore AGR420 (AS7946-74XKSB) (Q2C)
<b>FIB</b>	IPv4 Route Count	1,200,000	1,200,000	1,200,000
	IPv6 Route Count	250,000	250,000	250,000
	Low Rate Shaping Enabled (<1000 Kbps)	Yes	Yes	Yes
	ECMP Maximum Next-hop Count	4	4	4
<b>CONFD</b>	MTU-Profile Count	8	8	8
	L3 MTU-Profile Count	3	3	3
	Subscriber MTU-Profile Count	6	6	6
	Physical MTU Profile Count	8	8	8
<b>BGP</b>	6PE label value	2	2	2
	BGP FlowSpec ACL	1,000	1,000	1,000

## 2.5.2. Multiservice Edge Image

The following table provides the limits defined for the resources for the Multiservice Edge images that RBFS supports.

*Multiservice Edge Images - Feature/Resource Usage*

Component	Feature	UfiSpace S9600-102XC (Q2C)	UfiSpace S9600-72XC (Q2C)	Edgecore AGR420 (AS7946-74XKSB) (Q2C)	UfiSpace S9510-28DC (Q2A)	EdgeCore CSR440 (AS7535-28XB) (Q2A)
<b>FIB</b>	IPv4 Route Count	1,200,000	1,200,000	1,200,000	1,200,000	1,200,000
	IPv6 Route Count	250,000	250,000	250,000	500,000	500,000
	NAT44 Rule Count	3,800,000	3,800,000	3,800,000	150,000	150,000
	Low Rate Shaping Enabled (<1,000 Kbps)	Yes	Yes	Yes	Yes	Yes
	ECMP Maximum Next-hop Count	4	4	4	2	2

<b>Component</b>	<b>Feature</b>	<b>UfiSpace S9600-102XC (Q2C)</b>	<b>UfiSpace S9600-72XC (Q2C)</b>	<b>Edgecore AGR420 (AS7946-74XKSB) (Q2C)</b>	<b>UfiSpace S9510-28DC (Q2A)</b>	<b>EdgeCore CSR440 (AS7535-28XB) (Q2A)</b>
<b>CONFD</b>	MTU-Profile Count	8	8	8	8	8
	L3 MTU-Profile Count	3	3	3	3	3
	Subscriber MTU-Profile Count	6	6	6	5	5
	Physical MTU Profile Count	8	8	8	8	8
<b>BGP</b>	6PE label value	2	2	2	2	2
	BGP FlowSpec ACL	1,000	1,000	1,000	1,000	1,000

### 2.5.3. Spine Image

The following table provides the limits defined for the resources for the spine images that RBFS supports.

*Spine Images - Feature/Resource Usage*

Component	Feature	UfiSpace S9600-32X (Q2C)	EdgeCore AGR400 (AS7946-30XB) (Q2C)
<b>FIB</b>	IPv4 Route Count	1,200,000	1,200,000
	IPv6 Route Count	250,000	250,000
	Low Rate Shaping Enabled	No	No
	ECMP Maximum Next-hop Count	4	4
<b>CONFD</b>	MTU-Profile Count	8	8
	L3 MTU-Profile Count	3	3
	Subscriber MTU-Profile Count	6	6
	Physical MTU Profile Count	8	8
<b>BGP</b>	6PE label value	2	2
	BGP FlowSpec ACL	1,000	1,000

### 2.5.4. L2 Wholesale (L2BSA) Image

The following table provides the limits defined for the resources for the L2BSA images that RBFS supports.

*L2 Wholesale (L2BSA) Images - Feature/Resource Usage*

Component	Feature	UfiSpace S9500-22XST (QAX)	Edgecore CSR320 (AS7316-26XB) (QAX)
<b>FIB</b>	IPv4 Route Count	—	—
	IPv6 Route Count	—	—
	ECMP Maximum Next-hop Count	—	—
<b>CONFD</b>	MTU-Profile Count	8	8
	L3 MTU-Profile Count	3	3
	Subscriber MTU-Profile Count	5	5
	Physical MTU Profile Count	8	8
<b>BGP</b>	6PE label value	—	—
	BGP FlowSpec ACL	—	—

### 2.5.5. Show CLI for Displaying ACL Table Information

The `show acl table` command displays the access control list table information. The options for the `show acl table` command varies depending on the platforms and their roles.

#### Syntax:

```
show acl table <options>
```

The following are the ACL table types supported across different platforms and their respective roles:

**Supported CLI options on the Q2A Multiservice Edge platform:**

Option	Description
l2	Displays the information for Layer 2 ACL table.
li	Displays the information for Lawful Interception (LI) ACL table.
l3v4	Displays the information for IPv4 Layer 3 ACL table.
l3v6	Displays the information for IPv46 Layer 3 ACL table.
policer	Displays information related to traffic policers configured in the system.

**Supported CLI Option on the Q2C Multiservice Edge Platform:**

Option	Description
l2	Displays the information for Layer 2 ACL table.
li	Displays the information for Lawful Interception (LI) ACL table.
pmf_mf_de_act	Displays the information for packet matching function with match fields for deactivation rules.
pmf_l3_de_act	Displays the information for packet matching function for Layer 3 deactivation rules.
ext_l3v4_mf	Displays the information for extended IPv4 Layer 3 ACL table.
ext_l3v6_mf	Displays the information for extended IPv6 Layer 3 ACL table.

Option	Description
ext_l3v4	Displays the information for the extended IPv4 Layer 3 ACL table.
ext_l3v6	Displays the information for extended IPv6 Layer 3 ACL table.
l3v4	Displays the information for the extended IPv4 Layer 3 ACL table.
ext_policer	Displays the information for ACL table type for applying policers on matched traffic.
policer_level	Displays the information for the policer levels.
pmf_policer_de_act	Displays the information for packet matching function for policer deactivation rules.

#### Example:

```
supervisor@rtbrick>rtbrick.net: cfg> show acl table
<cr>
ext_l3v4          ACL table type
ext_l3v4_mf      ACL table type
ext_l3v6          ACL table type
ext_l3v6_mf      ACL table type
ext_policer      ACL table type
l2               ACL table type
l3v4             ACL table type
li              ACL table type
pmf_l3_de_act    ACL table type
pmf_mf_de_act    ACL table type
pmf_policer_de_act ACL table type
policer_level    ACL table type
```

#### Supported CLI options on the Q2C Spine (UfiSpace) Platforms:

Option	Description
l2	Displays the information for Layer 2 ACL table.
l3v4	Displays the information for standard IPv4 Layer 3 ACL table.
l3v6	Displays the information for standard IPv6 Layer 3 ACL table.
policer	Displays information related to traffic policers configured in the system.
l2_cp	Displays information about Layer 2 control protocol packets.
sampling_egress	Displays egress packet sampling configuration information.

#### Supported CLI options on the Q2C Access Leaf (UfiSpace) Platforms:

Option	Description
l2	Displays the information for Layer 2 ACL table.
li	Displays the information for Lawful Interception (LI) ACL table.
pmf_mf_de_act	Displays the information for packet matching function with match fields for deactivation rules.
pmf_l3_de_act	Displays the information for packet matching function for Layer 3 deactivation rules.
ext_l3v4_mf	Displays the information for extended IPv4 Layer 3 ACL table.
ext_l3v6_mf	Displays the information for extended IPv6 Layer 3 ACL table.
ext_l3v4	Displays the information for the extended IPv4 Layer 3 ACL table.
ext_l3v6	Displays the information for extended IPv6 Layer 3 ACL table.

Option	Description
l3v4	Displays the information for standard IPv4 Layer 3 ACL table.
ext_policer	Displays the information for ACL table type for applying policers on matched traffic.
policer_level	Displays the information for the policer levels.
pmf_policer_de_act	Displays the information for packet matching function for policer deactivation rules.

### Example:

```
supervisor@rtbrick.net: cfg> show acl table l3v4 direction ingress
Table name: L3V4_INGRESS
Profile id: default
Table stage: ipmfl
Table priority: 5
Handle: 40
Matches supported:
  source_ipv4_prefix
  destination_ipv4_prefix
  ipv4_protocol
  ipv4_tos
  ip_has_options
  ip_tunnel_type
  source_l4_port
  destination_l4_port
  forward_class
  in_vlan_port
  tcp_ctrl_flags
Actions supported:
  drop
  trap_id
  redirect_to_cpu
  policer_and_counter
  forward_class
  remark_codepoint
```

```
fw_type_ipv4
Contexts supported:
fw_type_ipv4_ipmfl
```

<b>Registered Address</b>	<b>Support</b>	<b>Sales</b>
40268, Dolerita Avenue Fremont CA 94539		
+1-650-351-2251		+91 80 4850 5445
<a href="http://www.rtbrick.com">http://www.rtbrick.com</a>	<a href="mailto:support@rtbrick.com">support@rtbrick.com</a>	<a href="mailto:sales@rtbrick.com">sales@rtbrick.com</a>

©Copyright 2026 RtBrick, Inc. All rights reserved. The information contained herein is subject to change without notice. The trademarks, logos and service marks ("Marks") displayed in this documentation are the property of RtBrick in the United States and other countries. Use of the Marks are subject to RtBrick's Term of Use Policy, available at <https://www.rtbrick.com/privacy>. Use of marks belonging to other parties is for informational purposes only.